THIS DRAWING IS UNPUBLISHED. RELEASED FOR PUBLICATION - ,- .
© COPYRIGHT - BY TYCO ELECTRONICS CORPORATION. ALL RIGHTS RESERVED.

LOC	DIST
AD	00

REVISIONS

P	LTR	DESCRIPTION	DATE	DWN	APVD
	H2	ECO-07-003804	12JUL2007	RB	JO

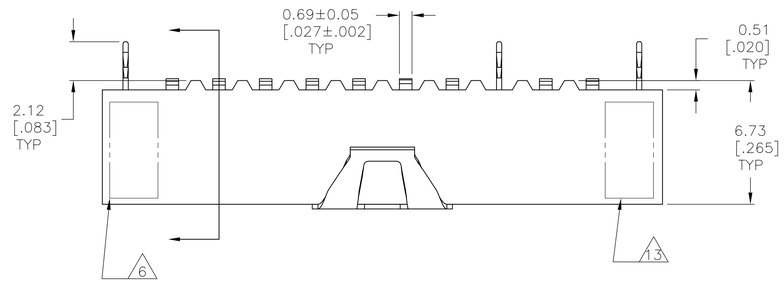

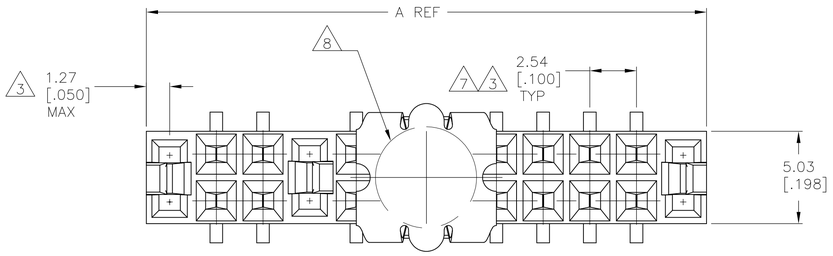

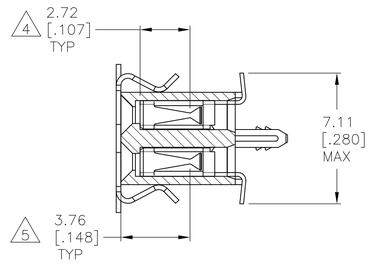

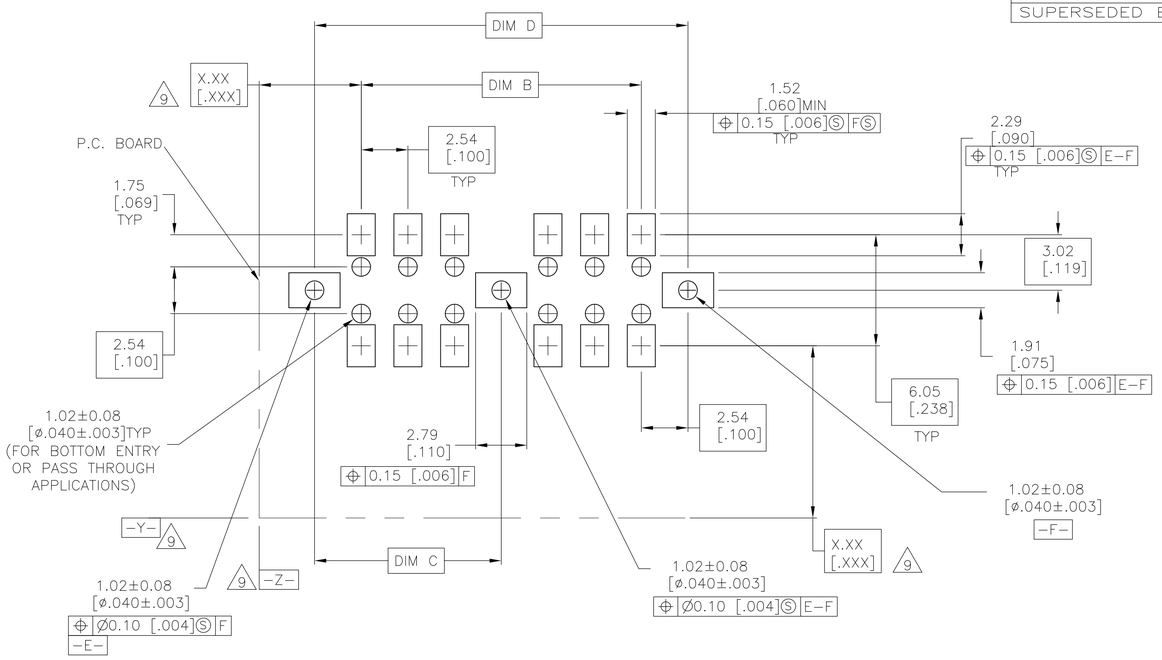

RECOMMENDED PC BOARD PAD PATTERN
0.20[.008] THICK STENCIL

FINISH	EIA TAPE WIDTH	D	C	B	A	NO OF POSN	PART NUMBER
SUPERSEDED BY 4-147102-0	2	N/A	106.68[4.200]	53.34[2.100]	101.6 [4.000]	109.22 [4.300]	80	~~4-147747-0~~
SUPERSEDED BY 3-147102-9	2		104.14[4.100]	50.80[2.000]	99.06 [3.900]	106.68 [4.200]	78	~~3-147747-9~~
SUPERSEDED BY 3-147102-8	2		101.60[4.000]	50.80[2.000]	96.52 [3.800]	104.14 [4.100]	76	~~3-147747-8~~
	2	120mm	99.06[3.900]	48.26[1.900]	93.98 [3.700]	101.6 [4.000]	74	3-147747-7
	2		96.52[3.800]	48.26[1.900]	91.44 [3.600]	99.06 [3.900]	72	3-147747-6
	2		93.98[3.700]	45.72[1.800]	88.9 [3.500]	96.52 [3.800]	70	3-147747-5
	2		88.90[3.500]	10	83.82 [3.300]	91.44 [3.600]	68	3-147747-4
	2		86.36[3.400]	10	81.28 [3.200]	88.9 [3.500]	66	3-147747-3
	2		83.82 [3.300]	10	78.74 [3.100]	86.36 [3.400]	64	3-147747-2
	2		81.28 [3.200]	10	76.2 [3.000]	83.82 [3.300]	62	3-147747-1
	2		78.74 [3.100]	10	71.12 [2.900]	81.28 [3.200]	60	3-147747-0
	2		76.20 [3.000]	10	71.12 [2.800]	78.74 [3.100]	58	2-147747-9
	2		71.12 [2.900]	10	68.58 [2.700]	76.2 [3.000]	56	2-147747-8
	2	88mm	71.12 [2.800]	10	66.04 [2.600]	71.12 [2.900]	54	2-147747-7
	2		68.58 [2.700]	10	63.5 [2.500]	71.12 [2.800]	52	2-147747-6
	2		66.04 [2.600]	10	60.96 [2.400]	68.58 [2.700]	50	2-147747-5
	2		63.50 [2.500]	10	58.42 [2.300]	66.04 [2.600]	48	2-147747-4
	2		60.96 [2.400]	10	55.88 [2.200]	63.5 [2.500]	46	2-147747-3
	2		58.42 [2.300]	10	53.34 [2.100]	60.96 [2.400]	44	2-147747-2
	2	72mm	55.88 [2.200]	10	50.8 [2.000]	58.42 [2.300]	42	2-147747-1
	2		53.34 [2.100]	10	48.26 [1.900]	55.88 [2.200]	40	2-147747-0
	2		50.80 [2.000]	10	45.72 [1.800]	53.34 [2.100]	38	1-147747-9
	2		48.26 [1.900]	10	43.18 [1.700]	50.8 [2.000]	36	1-147747-8
	2		45.72 [1.800]	10	40.64 [1.600]	48.26 [1.900]	34	1-147747-7
	2		43.18 [1.700]	10	38.1 [1.500]	45.72 [1.800]	32	1-147747-6
	2		40.64 [1.600]	10	35.56 [1.400]	43.18 [1.700]	30	1-147747-5
	2		38.10 [1.500]	10	33.02 [1.300]	40.64 [1.600]	28	1-147747-4
	2		35.56 [1.400]	10	30.48 [1.200]	38.1 [1.500]	26	1-147747-3
	2		33.02 [1.300]	10	27.94 [1.100]	35.56 [1.400]	24	1-147747-2
	2	44mm	30.48 [1.200]	10	25.4 [1.000]	33.02 [1.300]	22	1-147747-1
	2		27.94 [1.100]	10	22.86 [.900]	30.48 [1.200]	20	1-147747-0
	2		25.40 [1.000]	10	20.32 [.800]	27.94 [1.100]	18	147747-9
	2		22.86 [.900]	10	17.78 [.700]	25.4 [1.000]	16	147747-8
	2		20.32 [.800]	10	15.24 [.600]	22.86 [.900]	14	147747-7
	2		17.78 [.700]	10	12.7 [.500]	20.32 [.800]	12	147747-6
14	2		15.24 [.600]	10	10.16 [.400]	17.78 [.700]	10	147747-5
14	2		12.70 [.500]	10	7.62 [.300]	15.24 [.600]	8	147747-4
14	2		10.16 [.400]	10	5.08 [.200]	12.7 [.500]	6	147747-3
14	2		7.62 [.300]	10	2.54[.100]	10.16 [.400]	4	147747-2
12 14 OBSOLETE	2	24mm	5.08 [.200]	10	—	7.62 [.300]	2	147747-1

THIS DRAWING IS A CONTROLLED DOCUMENT.

DIMENSIONS: mm [INCHES]

TOLERANCES UNLESS OTHERWISE SPECIFIED:
0 PLC ± –
1 PLC ± –
2 PLC ± –
3 PLC ± 0.005[.13]
4 PLC ± 0.0005[.013]
ANGLES ± –

MATERIAL 1

FINISH 2 15

DWN M.BINNER 20MAY02
CHK J.OLSON 20MAY02
APVD J.OLSON 20MAY02

PRODUCT SPEC 108-25022
APPLICATION SPEC 114-25018
WEIGHT –

Tyco Electronics
Tyco Electronics Corporation
Harrisburg, Pa 17105-3608

NAME
RCPT ASSY, MOD IV, DOUBLE ROW, VERTICAL, DUAL ENTRY, .100X.100 C/L, SURFACE MOUNT, AMPMODU

SIZE A1 | CAGE CODE 00779 | DRAWING NO C-147747 | RESTRICTED TO –

CUSTOMER DRAWING | SCALE 6:1 | SHEET 1 OF 2 | REV H2

THIS DRAWING IS UNPUBLISHED. RELEASED FOR PUBLICATION -,- .
© COPYRIGHT - BY TYCO ELECTRONICS CORPORATION. ALL RIGHTS RESERVED.

LOC	DIST
AD	00

REVISIONS

P	LTR	DESCRIPTION	DATE	DWN	APVD
	–	SEE SHEET 1	–	–	–

1. HOUSING: GLASS FILLED, FLAME RETARDANT POLYESTER, BLACK
CONTACTS: PHOSPHOR BRONZE.
VACUUM COVER: STAINLESS STEEL

2. CONTACTS: DUPLEX PLATED– 0.76μm[.000030] GOLD IN CONTACT AREA, 3.81–7.62μm[.000150–.000300] BRIGHT TIN–LEAD ON, LEADS, ALL OVER 1.27μm[.000050] MIN NICKEL.

3. DIMENSION APPLIES TO HOUSING CAVITY CENTERLINES ONLY.

4. POINT OF MEASUREMENT FOR PLATING THICKNESS.

5. POINT OF CONTACT DIMENSION.

6. TYCO PART NUMBER AND DATE CODE ARE MARKED IN APPROXIMATE LOCATION SHOWN.

7. TOLERANCE IS NON–CUMULATIVE.

8. 5.5 [.217] MIN TARGET AREA FOR VACUUM PICK–UP COVERS TO BE REMOVED AFTER SOLDERING.

9. DATUMS AND BASIC DIMENSIONS ESTABLISHED BY CUSTOMER.

10. NO CENTER HOLD DOWNS

11. PACKAGED IN TAPES AND REEL PER EIA 481 SPECIFICATIONS.

12. FOR 2 POS, DATE CODE IS STAMPED OPPOSITE SIDE OF TYCO LOGO.

13. TYCO TRADEMARK AND CSA LOGO ARE MOLDED INTO HOUSING.

14. NO PART NUMBER MARKING REQUIRED ON THIS PART.

15. CONTACTS: DUPLEX PLATED–0.76μm[.000030] GOLD IN CONTACT AREA, 3.81–7.62μm[.000150–.000300] MATTE TIN ON LEADS, ALL OVER 1.27μm[.000050] MIN NICKEL.

16. ROHS 2002/95/EC COMPLIANT

FINISH	EIA TAPE WIDTH	D	C	B	A	NO OF POSN	PART NUMBER
SUPERSEDED BY 9–147102–0	N/A	106.68 [4.200]	53.34 [2.100]	101.6 [4.000]	109.22 [4.300]	80	~~9–147747–0~~
SUPERSEDED BY 8–147102–9	N/A	104.14 [4.100]	50.8 [2.000]	99.06 [3.900]	106.68 [4.200]	78	~~8–147747–9~~
SUPERSEDED BY 8–147102–8	N/A	101.6 [4.000]	50.8 [2.000]	96.52 [3.800]	104.14 [4.100]	76	~~8–147747–8~~
15	120mm	99.06 [3.900]	48.26 [1.900]	93.98 [3.700]	101.6 [4.000]	74	8–147747–7
15	120mm	96.52 [3.800]	48.26 [1.900]	91.44 [3.600]	99.06 [3.900]	72	8–147747–6
15	120mm	93.98 [3.700]	45.72 [1.800]	88.9 [3.500]	96.52 [3.800]	70	8–147747–5
15	120mm	88.9 [3.500]	10	83.82 [3.300]	91.44 [3.600]	68	8–147747–4
15	120mm	86.36 [3.400]	10	81.28 [3.200]	88.9 [3.500]	66	8–147747–3
15	120mm	83.82 [3.300]	10	78.74 [3.100]	86.36 [3.400]	64	8–147747–2
15	120mm	81.28 [3.200]	10	76.2 [3.000]	83.82 [3.300]	62	8–147747–1
15	120mm	78.74 [3.100]	10	71.12 [2.900]	81.28 [3.200]	60	8–147747–0
15	120mm	76.2 [3.000]	10	71.12 [2.800]	78.74 [3.100]	58	7–147747–9
15	120mm	71.12 [2.900]	10	68.58 [2.700]	76.2 [3.000]	56	7–147747–8
15	88mm	71.12 [2.800]	10	66.04 [2.600]	71.12 [2.900]	54	7–147747–7
15	88mm	68.58 [2.700]	10	63.5 [2.500]	71.12 [2.800]	52	7–147747–6
15	88mm	66.04 [2.600]	10	60.96 [2.400]	68.58 [2.700]	50	7–147747–5
15	88mm	63.5 [2.500]	10	58.42 [2.300]	66.04 [2.600]	48	7–147747–4
15	88mm	60.96 [2.400]	10	55.88 [2.200]	63.5 [2.500]	46	7–147747–3
15	88mm	58.42 [2.300]	10	53.34 [2.100]	60.96 [2.400]	44	7–147747–2
15	72mm	55.88 [2.200]	10	50.8 [2.000]	58.42 [2.300]	42	7–147747–1
15	72mm	53.34 [2.100]	10	48.26 [1.900]	55.88 [2.200]	40	7–147747–0
15	72mm	50.8 [2.000]	10	45.72 [1.800]	53.34 [2.100]	38	6–147747–9
15	72mm	48.26 [1.900]	10	43.18 [1.700]	50.8 [2.000]	36	6–147747–8
15	72mm	45.72 [1.800]	10	40.64 [1.600]	48.26 [1.900]	34	6–147747–7
15	72mm	43.18 [1.700]	10	38.1 [1.500]	45.72 [1.800]	32	6–147747–6
15	72mm	40.64 [1.600]	10	35.56 [1.400]	43.18 [1.700]	30	6–147747–5
15	72mm	38.1 [1.500]	10	33.02 [1.300]	40.64 [1.600]	28	6–147747–4
15	72mm	35.56 [1.400]	10	30.48 [1.200]	38.1 [1.500]	26	6–147747–3
15	72mm	33.02 [1.300]	10	27.94 [1.100]	35.56 [1.400]	24	6–147747–2
15	44mm	30.48 [1.200]	10	25.4 [1.000]	33.02 [1.300]	22	6–147747–1
15	44mm	27.94 [1.100]	10	22.86 [.900]	30.48 [1.200]	20	6–147747–0
15	44mm	25.4 [1.000]	10	20.32 [.800]	27.94 [1.100]	18	5–147747–9
15	44mm	22.86 [.900]	10	17.78 [.700]	25.4 [1.000]	16	5–147747–8
15	44mm	20.32 [.800]	10	15.24 [.600]	22.86 [.900]	14	5–147747–7
15	44mm	17.78 [.700]	10	12.7 [.500]	20.32 [.800]	12	5–147747–6
14 15	44mm	15.24 [.600]	10	10.16 [.400]	17.78 [.700]	10	5–147747–5
14 15	44mm	12.7 [.500]	10	7.62 [.300]	15.24 [.600]	8	5–147747–4
14 15	44mm	10.16 [.400]	10	5.08 [.200]	12.7 [.500]	6	5–147747–3
14 15	44mm	7.62 [.300]	10	2.54[.100]	10.16 [.400]	4	5–147747–2
12 14 OBSOLETE 15	24mm	5.08 [.200]	10	–	7.62 [.300]	2	5–147747–1

THIS DRAWING IS A CONTROLLED DOCUMENT.

DIMENSIONS: mm [INCHES]

TOLERANCES UNLESS OTHERWISE SPECIFIED:
0 PLC ± –
1 PLC ± –
2 PLC ± –
3 PLC ± 0.005[.13]
4 PLC ± 0.0005[.013]
ANGLES ± –

MATERIAL 1

FINISH 2 15

DWN 20MAY02 M.BINNER
CHK 20MAY02 J.OLSON
APVD 20MAY02 J.OLSON

PRODUCT SPEC 108–25022
APPLICATION SPEC 114–25018
WEIGHT –

Tyco Electronics
Tyco Electronics Corporation
Harrisburg, Pa 17105–3608

NAME
RCPT ASSY, MOD IV, DOUBLE ROW, VERTICAL, DUAL ENTRY, .100X.100 C/L, SURFACE MOUNT, AMPMODU

SIZE	CAGE CODE	DRAWING NO	RESTRICTED TO
A1	00779	C–147747	–

CUSTOMER DRAWING | SCALE 1:1 | SHEET 2 OF 2 | REV H2